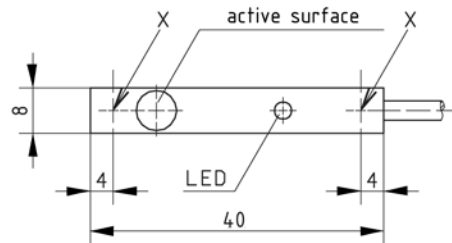
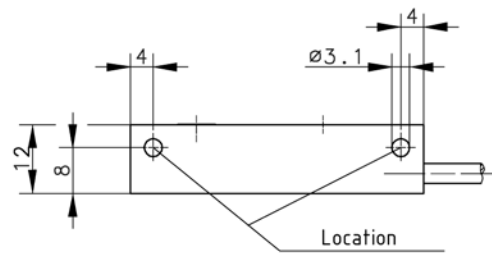
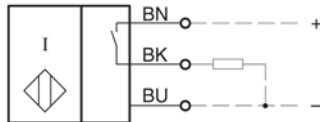


Proximity Switch 8-1NO

0.3.001.30

item

Wiring Diagram



X: Threaded pin M4 x 4 DIN 551

Technical Data according to EN 60947-5-2

Electrical Data

Operational voltage range	U_B	10 – 30V DC
Rated insulation voltage	U_i	75V DC
Rated impulse withstand voltage	U_{imp}	500V
Voltage drop	U_d	$\leq 3.5V$
Utilisation category		DC-13
Rated operational current	I_e	$\leq 150mA$
No-load supply current	I_0	$\leq 10mA$
Type of protection		IP 67
Short-circuit protection		pulsed
Rated operating distance	s_n	2mm
Assured operating distance	s_a	0 ... 1.6mm
Repeat accuracy	R	$\leq 0.22\%$
Differential travel (hysteresis)	H	1 ... 20%
Switching frequency	f	max. 800Hz
Switching function		DC, N.O.
Mounting		flush
False polarity protection		yes
Output		permanent overload and s.c.p.
Time delay before availability	t_v	$\leq 50ms$

Electromagnetic compatibility (EMC) EN 60947-5-2

Mechanical Data

Operating temperature	-10°C ... +70°C
Housing	Al
Type of connection	Cable 3 x 0.14mm ² x 3m; PUR - Outer jacket, grey